

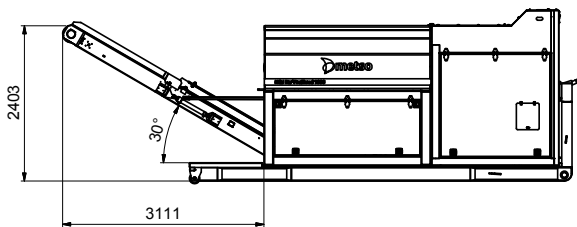
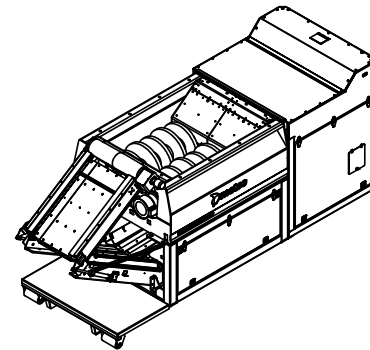
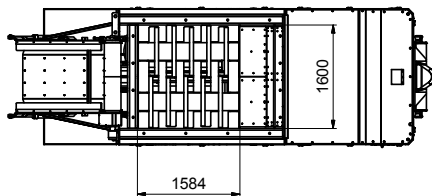
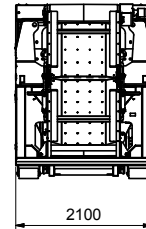
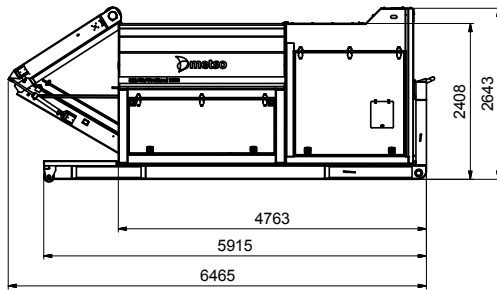
# Waste Pre-Shredders from Metso Waste Recycling M&J PreShred 1000 Mobile



Electrical



# M&J PreShred 1000M



## M&J PreShred 1000M

Specification		
Overall dimension std without hopper (LxWxH)	mm	6465 x 2100 x 2643
Weight (total included standard conveyer)	ton	15.0
Standard colour	RAL	7011, 9002
Loading height (without hopper)	mm	2408
Cutting area		1584 x 1600
Power Pack		
Electric motor	Kw/hp	2 x 75
Electric control unit		PLC
Dive principle		Double hydrostatic transmission
Chassis		
Standard belt conveyer (LxW)	mm	5000 x 1000
Discharge height	mm	2403
Weight	ton	3.0


# Cutting table




Samurai

Standard

Cutting table 5 knives



Cutting table 7 knives



## M&J PreShred 1000 Mobile

Cutting Table		
Number of shafts	Asynchronous drive	2
Rotating speed	rpm	10-37
Number of knives		5 / 6 / 7
Number of counter knives		10 / 12 / 14
Cutting area (LxW)	mm	1584 x 1600
Weight	ton	7.9-8.7
Grain size *		
5 knives	mm	< 350
6 knives	mm	< 250
7 knives	mm	< 150
Capacity per hour **		
Household waste	ton	Up to 40
Demolition wood	ton	Up to 30
Industrial waste	ton	Up to 15
Bulky waste	ton	Up to 20

\* 90% less than

\*\* Depending on loading, grain size and density of the input material



For more information, contact your local Metso Waste Recycling representative, or contact your dealer directly.

Metso Denmark A/S  
Vejlevej 5  
DK-8700 Horsens  
Denmark  
Tel: +45 7626 6400  
[recycling.info.dk@metso.com](mailto:recycling.info.dk@metso.com)

[www.metso.com/waste](http://www.metso.com/waste)

We reserve the right to make changes and improvements without notice, „M&J PreShred 1000ME“, Metso Waste Recycling, November 2018